

FRESENIUS | Factsheet FY/22

COMPANY PROFILE

Fresenius is a global health care group providing products and services for dialysis, hospitals and outpatient medical care. In addition, Fresenius focuses on hospital operations. We also manage projects and provide services for hospitals and other health care facilities. More than 300,000 employees have dedicated themselves to the service of health.

FRESENIUS GROUP IN FIGURES

€ in millions	FY/22	FY/21	Change
Revenue and Earnings			
Revenue	40,840	37,520	9%
EBIT ¹	4,004	4,252	-6%
Net income ^{1,2}	1,729	1,867	-7%
Earnings per share in € ^{1,2}	3.08	3.35	-8%
Balance sheet and cash flow			
Total assets	76,415	71,962	6%
Non-current assets	58,136	54,501	7%
Equity ³	32,218	29,288	10%
Equity ratio ³	42.2 %	40.7%	
Net debt/EBITDA ^{1,4}	3.65x	3.51x	
Investments ⁵	3,465	3,117	11%
Operating cash flow	4,198	5,078	-17%
Operating cash flow in % of sales	10.3 %	13.5%	
Profitability			
EBIT margin ¹	9.8 %	11.3%	
Return on equity after taxes (ROE) ^{1,2}	8.5 %	9.8%	
Return on operating assets (ROOA) ¹	5.7 %	6.5%	
Return on invested capital (ROIC) ¹	5.1%	5.9%	
Employees	316,920	316,078	

¹ Before special items

² Net income attributable to shareholders of Fresenius SE & Co. KGaA

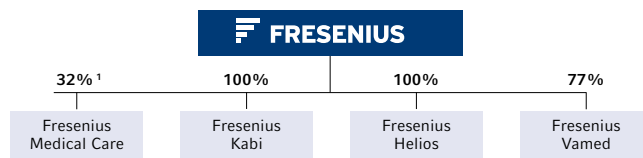
³ Including noncontrolling interests

⁴ At LTM average exchange rates for both net debt and EBITDA; pro forma closed acquisitions/divestitures

⁵ Investments in property, plant and equipment, and intangible assets, acquisitions

GROUP STRUCTURE

The operating business comprises the four business segments, all of which are legally independent entities managed by the operating parent company Fresenius SE & Co. KGaA.



¹ As of December 31, 2022

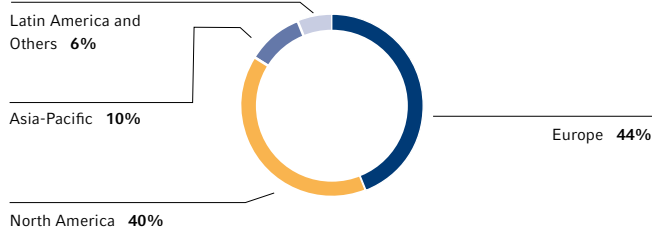
BUSINESS SEGMENTS

€ in millions		FY/22	FY/21	Change
	Revenue	19,398	17,619	10%
	EBIT ¹	1,512	1,852	-18%
	Revenue	7,850	7,193	9%
	EBIT ²	1,080	1,153	-6%
	Revenue	11,716	10,891	8%
	EBIT ²	1,185	1,127	5%
	Revenue	2,359	2,297	3%
	EBIT ²	20	101	-80%

¹ Reported

² Before special items

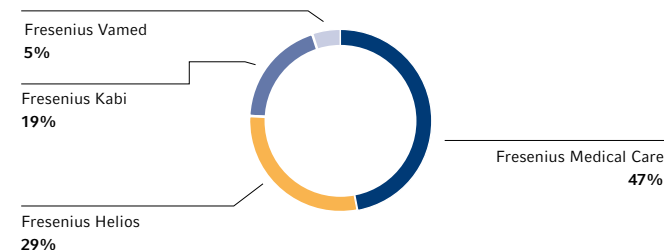
SALES BY REGION



FY/22: €40.8 billion

- ▶ **Fresenius Medical Care** is the world's largest provider of products and services for individuals with renal diseases. As of December 31, 2022, Fresenius Medical Care was treating approximately 345,000 patients in 4,116 dialysis clinics. Along with its core business, the Renal Care Continuum, the company focuses on expanding in complementary areas and in the field of critical care.
- ▶ **Fresenius Kabi** specializes in products for the therapy and care of critically and chronically ill patients. The portfolio includes biopharmaceuticals, clinical nutrition, MedTech products, intravenously administered generic drugs (generic IV drugs), and IV fluids.
- ▶ **Fresenius Helios** is Europe's leading private health care provider. The company comprises Helios Germany, Helios Spain and Helios Fertility. Helios Germany operates 87 hospitals, around 240 outpatient centers, 21 occupational health centers and 6 prevention centers. Helios Spain operates 50 hospitals, around 100 outpatient centers and around 300 occupational risk prevention centers. In addition, the company is active in Latin America with 8 hospitals and as a provider of medical diagnostics. Helios Fertility offers a wide spectrum of state-of-the-art services in the field of fertility treatments.
- ▶ **Fresenius Vamed** manages projects and provides services for hospitals and other health care facilities worldwide and is a leading post-acute care provider in Central Europe. The portfolio ranges along the entire value chain: from project development, planning, and turnkey construction, via maintenance and technical management to total operational management.

SALES BY BUSINESS SEGMENT



FY/22: €40.8 billion

RELATIVE SHARE PRICE PERFORMANCE FRESENIUS SHARE VS. DAX



FRESENIUS SHARE / ADR

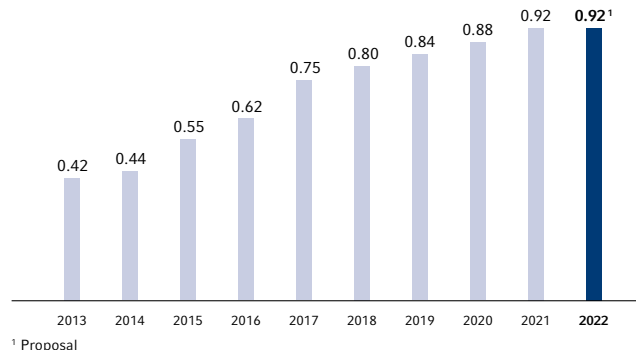
	Share
Securities code no.	578 560
ISIN	DE0005785604
Ticker symbol	FRE
ADR CUSIP	35804M105
ADR Ticker symbol	FSNUY
Number of shares (December 31, 2022)	563,237,277
Market capitalization (December 31, 2022)	€14.8 billion

FINANCIAL CALENDAR

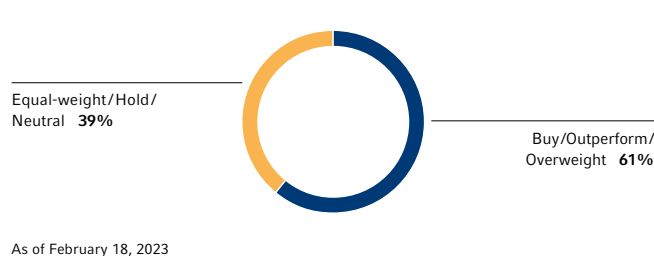
	Dates
Report on 1st quarter 2023	May 9, 2023
Annual General Meeting	May 17, 2023
Capital Markets Day	May 25, 2023
Report on 1st half 2023	August 2, 2023
Report on 1st–3rd quarter 2023	November 2, 2023

Please note that these dates could be subject to modifications.
www.fresenius.com/events-and-roadshows

DEVELOPMENT OF DIVIDENDS IN €



ANALYST RECOMMENDATIONS





CONTACT



Fresenius SE & Co. KGaA
Else-Kröner-Straße 1, 61352 Bad Homburg v. d. H.
E-mail: ir-fre@fresenius.com
Internet: www.fresenius.de

Markus Georgi
Senior Vice President
Investor Relations & Sustainability
Telephone: +49 (0) 61 72/6 08-24 85
Telefax: +49 (0) 61 72/6 08-24 88

Follow us on Social Media:

 [linkedin.com/company/fresenius-investor-relations](https://www.linkedin.com/company/fresenius-investor-relations)
 twitter.com/Fresenius_IR

For more information please see the imprint on our corporate website.

GROUP OUTLOOK 2023

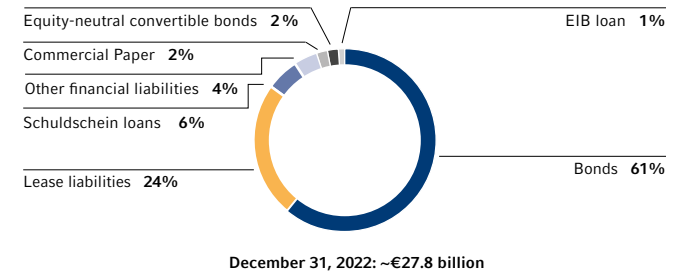
	FY/22 Base	Targets 2023
Revenue, growth ¹ (organic)	€40,840 million	Low-to-mid single-digit growth
EBIT growth ^{1,2} (cc)	€3,727 million	Broadly flat to high-single-digit decline
EBIT growth ¹ (cc) excl. FMC	€2,187 million	Broadly flat to mid-single-digit decline

¹ Before special items, including COVID-19 effects

² In 2022, operating income was supported by €277 million (at current currency) of U.S. Provider Relief funding (PRF). There is no further receipt of PRF assumed for 2023. To provide a comparable basis for the 2023 earnings outlook, the basis is adjusted accordingly.

For the outlook of the business segments please see the Investor News of February 21, 2023.

FINANCING MIX OF THE FRESENIUS GROUP¹



¹ The syndicated revolving credit facilities of Fresenius SE & Co. KGaA and Fresenius Medical Care AG & Co. KGaA in the amount of €2 billion each were undrawn as of December 31, 2022 and are therefore not included in the chart.