

# FRESENIUS | Factsheet Q1 – Q3/22

## COMPANY PROFILE

Fresenius is a global health care group providing products and services for dialysis, hospitals and outpatient medical care. In addition, Fresenius focuses on hospital operations. We also manage projects and provide services for hospitals and other health care facilities. More than 300,000 employees have dedicated themselves to the service of health in over 100 countries worldwide.

## FRESENIUS GROUP IN FIGURES

€ in millions	Q1–Q3/22	Q1–Q3/21	Change	FY/21
<b>Sales and Earnings</b>				
Sales	30,197	27,554	10%	37,520
EBIT <sup>1</sup>	2,952	3,086	-4%	4,252
Net income <sup>1,2</sup>	1,284	1,346	-5%	1,867
Earnings per share in € <sup>1,2</sup>	2.29	2.41	-5%	3.35
<b>Balance sheet and cash flow</b>				
Total assets	80,328		12%	71,962
Non-current assets	60,885		12%	54,501
Equity <sup>3</sup>	34,156		17%	29,288
Equity ratio <sup>3</sup>	42.5%			40.7%
Net debt/EBITDA <sup>1,4</sup>	3,74x			3.51
Investments <sup>5</sup>	2,128	2,149	-1%	3,117
Operating cash flow	2,374	3,329	-29%	5,078
Operating cash flow in % of sales	7.9%	12.1%		13.5%
<b>Profitability</b>				
EBIT margin <sup>1</sup>	9.8%	11.2%		11.3%
Return on equity after taxes (ROE) <sup>1,2</sup>	8.4%	10.1%		9.8%
Return on operating assets (ROOA) <sup>1</sup>	5.7%	6.6%		6.5%
Return on invested capital (ROIC) <sup>1</sup>	5.1%	6.1%		5.9%
<b>Employees</b>	<b>319,691</b>			<b>316,078</b>

<sup>1</sup> Before special items

<sup>2</sup> Net income attributable to shareholders of Fresenius SE & Co. KGaA

<sup>3</sup> Including noncontrolling interests

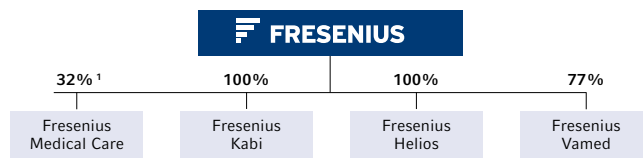
<sup>4</sup> At LTM average exchange rates for both net debt and EBITDA;

pro forma closed acquisitions/divestitures

<sup>5</sup> Investments in property, plant and equipment, and intangible assets, acquisitions

## GROUP STRUCTURE

The operating business comprises the four business segments, all of which are legally independent entities managed by the operating parent company Fresenius SE & Co. KGaA.



<sup>1</sup> As of September 30, 2022

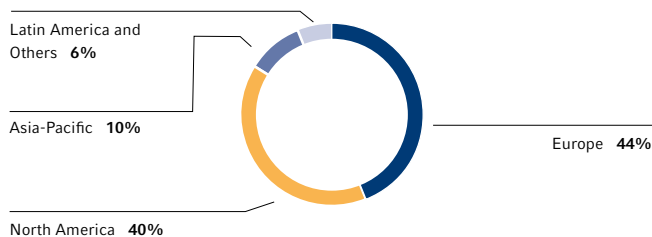
## BUSINESS SEGMENTS

€ in millions		Q1–Q3/22	Q1–Q3/21	Change	FY/21
<b>FRESENIUS MEDICAL CARE</b>	Sales	14,401	12,972	11%	17,619
	EBIT <sup>1</sup>	1,160	1,403	-17%	1,852
<b>FRESENIUS KABI</b>	Sales	5,814	5,370	8%	7,193
	EBIT <sup>2</sup>	844	874	-3%	1,153
<b>FRESENIUS HELIOS</b>	Sales	8,685	8,009	8%	10,891
	EBIT <sup>2</sup>	831	788	5%	1,127
<b>FRESENIUS VAMED</b>	Sales	1,647	1,549	6%	2,297
	EBIT <sup>2</sup>	29	35	-17%	101

<sup>1</sup> Reported

<sup>2</sup> Before special items

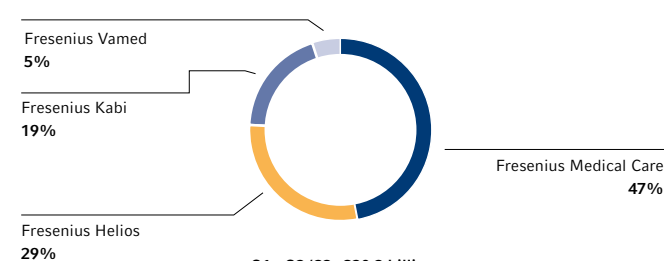
## SALES BY REGION



Q1 – Q3/22: €30.2 billion

- ▶ **Fresenius Medical Care** is the world's largest provider of products and services for individuals with renal diseases. As of September 30, 2022, Fresenius Medical Care was treating 344,593 patients in 4,153 dialysis clinics. Along with its core business, the Renal Care Continuum, the company focuses on expanding in complementary areas and in the field of critical care.
- ▶ **Fresenius Kabi** offers intravenously administered generic drugs, clinical nutrition and infusion therapies for seriously and chronically ill patients in the hospital and outpatient environments. The company is also a leading supplier of medical devices and transfusion technology products. In the biosimilars business, Fresenius Kabi develops products with a focus on oncology and autoimmune diseases.
- ▶ **Fresenius Helios** is Europe's leading private hospital operator. The company comprises Helios Germany, Helios Spain and Helios Fertility. Helios Germany operates 87 hospitals, ~130 outpatient centers and 6 prevention centers. Helios Spain operates 50 hospitals, 101 outpatient centers and around 300 occupational risk prevention centers. In addition, the company is active in Latin America with 8 hospitals and as a provider of medical diagnostics. Helios Fertility offers a wide spectrum of state-of-the-art services in the field of fertility treatments.
- ▶ **Fresenius Vamed** manages projects and provides services for hospitals and other health care facilities worldwide and is a leading post-acute care provider in Central Europe. The portfolio ranges along the entire value chain: from project development, planning, and turnkey construction, via maintenance and technical management to total operational management.

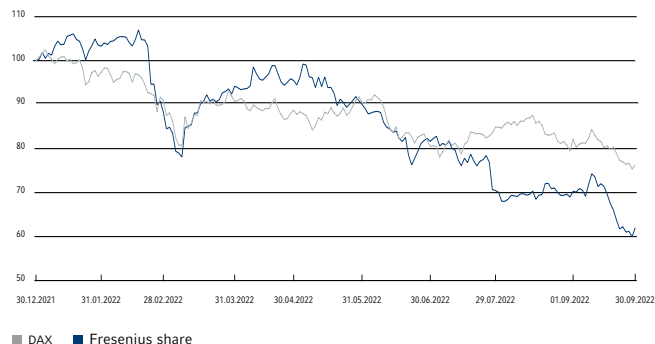
## SALES BY BUSINESS SEGMENT



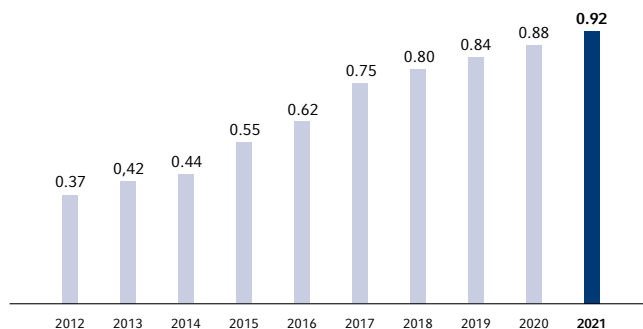
Q1 – Q3/22: €30.2 billion

# FRESENIUS | Factsheet Q1 – Q3/22

## RELATIVE SHARE PRICE PERFORMANCE FRESENIUS SHARE VS. DAX



## DEVELOPMENT OF DIVIDENDS IN €



## GROUP OUTLOOK 2022

	FY/21 Base <sup>1</sup>	Targets 2022 <sup>2</sup>
Sales, growth (cc)	€37,520 million	Low-to-mid single-digit percentage growth
Net income <sup>3</sup> , growth (cc)	€1,867 million	Decline of around 10%

<sup>1</sup> Before special items, including COVID-19 effects

<sup>2</sup> Before special items, including estimated COVID-19 effects

<sup>3</sup> Net income attributable to shareholders of Fresenius SE & Co. KGaA

For the outlook of the business segments please see the Investor News of October 30, 2022.

## FRESENIUS SHARE / ADR

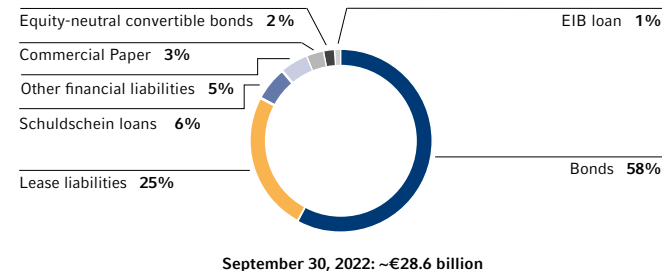
	Share
Securities code no.	578 560
ISIN	DE0005785604
Ticker symbol	FRE
ADR CUSIP	35804M105
ADR Ticker symbol	FSNUY
Number of shares (September 30, 2022)	563,237,277
Market capitalization (September 30, 2022)	€12.4 billion

## ANALYST RECOMMENDATIONS



As of September 30, 2022

## FINANCING MIX OF THE FRESENIUS GROUP



## FINANCIAL CALENDAR

	Dates
Report on Fiscal Year 2022	February 22, 2023
Report on 1st quarter 2023	May 9, 2023
Annual General Meeting	May 17, 2023
Report on 1st half 2023	August 2, 2023
Report on 1st–3rd quarter 2023	November 1, 2022

Please note that these dates could be subject to modifications.  
[www.fresenius.com/events-and-roadshows](http://www.fresenius.com/events-and-roadshows)



## CONTACT



**Fresenius SE & Co. KGaA**  
Else-Kröner-Straße 1, 61352 Bad Homburg v. d. H.  
E-mail: [ir-fre@fresenius.com](mailto:ir-fre@fresenius.com)  
Internet: [www.fresenius.de](http://www.fresenius.de)

**Markus Georgi**  
Senior Vice President  
Investor Relations & Sustainability  
Telephone: +49 (0) 61 72/6 08-24 85  
Telefax: +49 (0) 61 72/6 08-24 88

### Follow us on Social Media:

 [linkedin.com/company/fresenius-investor-relations](https://www.linkedin.com/company/fresenius-investor-relations)  
 [twitter.com/Fresenius\\_IR](https://twitter.com/Fresenius_IR)

For more information please see the imprint on our corporate website.