

Factsheet Q1/21



COMPANY PROFILE

Fresenius is a global health care group providing products and services for dialysis, hospitals and outpatient medical care. In addition, Fresenius focuses on hospital operations. We also manage projects and provide services for hospitals and other health care facilities. More than 310,000 employees have dedicated themselves to the service of health in over 100 countries worldwide.

FRESENIUS GROUP IN FIGURES

€ in millions	Q1/21	Q1/20	Change	FY/20
Sales and Earnings				
Sales	8,984	9,135	-2%	36,277
EBIT ¹	1,006	1,125	-11%	4,612
Net income ^{1,2}	435	465	-6%	1,796
Earnings per ord. share in € ^{1,2}	0.78	0.83	-6%	3.22
Balance sheet and cash flow				
Total assets ³	68,966		+3%	66,646
Non-current assets ³	52,273		+3%	50,874
Equity ³	27,514		+6%	26,023
Equity ratio ³	39.9%		--	39.0%
Net debt/EBITDA ^{1,4}	3.52		--	3.44
Investments ⁵	533	959	-44%	3,300
Operating cash flow	652	878	-26%	6,549
Operating cash flow in % of sales	7.3%	9.6%	--	18.1%
Profitability				
EBIT margin ¹	11.2%	12.3%	--	12.7%
Return on equity after taxes (ROE) ^{1,2}	9.9%	11.0%	--	10.6%
Return on operating assets (ROOA) ¹	6.9%	7.4%	--	7.3%
Return on invested capital (ROIC) ¹	6.2%	6.5%	--	6.5%
Employees	310,842			311,269

¹ Before special items

² Net income attributable to shareholders of Fresenius SE & Co. KGaA

³ Including noncontrolling interests

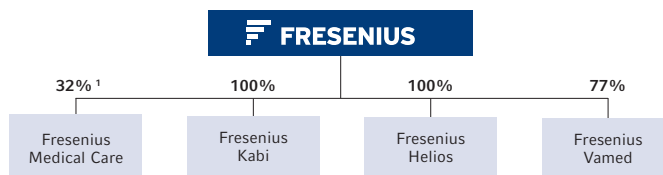
⁴ LTM average exchange rates for both net debt and EBITDA;

pro forma closed acquisitions/divestitures

⁵ Investments in property, plant and equipment, and intangible assets, acquisitions

GROUP STRUCTURE

The operating business comprises the four business segments Fresenius Medical Care, Fresenius Kabi, Fresenius Helios and Fresenius Vamed, all of which are legally independent entities managed by the operating parent company Fresenius SE & Co. KGaA.



¹ As of March 31, 2021

BUSINESS SEGMENTS

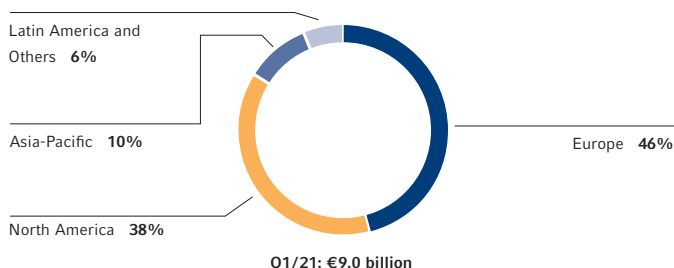
€ in millions	Q1/21	Q1/20	Change	FY/20
FRESENIUS MEDICAL CARE Sales	4,210	4,488	-6%	17,859
EBIT ¹	474	555	-15%	2,304
FRESENIUS KABI Sales	1,761	1,789	-2%	6,976
EBIT ²	276	289	-4%	1,095
FRESENIUS HELIOS Sales	2,649	2,466	7%	9,818
EBIT	268	274	-2%	1,025
FRESENIUS VAMED Sales	477	499	-4%	2,068
EBIT	-4	14	-129%	29

¹ Reported

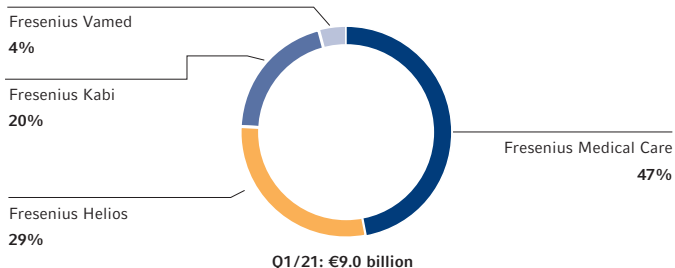
² Before special items

- **Fresenius Medical Care** is the world's largest provider of products and services for individuals with renal diseases. As of March 31, 2021 Fresenius Medical Care was treating 344,476 patients in 4,110 dialysis clinics. Along with its core business, the Renal Care Continuum, the company focuses on expanding in complementary areas and in the field of critical care.
- **Fresenius Kabi** offers intravenously administered generic drugs, clinical nutrition and infusion therapies for seriously and chronically ill patients. The company is also a leading supplier of medical devices and trans-fusion technology products. In the biosimilars business, Fresenius Kabi develops products with a focus on oncology and autoimmune diseases.
- **Fresenius Helios** is Europe's leading private hospital operator. Helios Germany operates 89 acute care hospitals, ~130 outpatient clinics and 6 prevention centers. Quirónsalud operates 53 hospitals, including 6 in Latin America, 74 outpatient centers and around 300 occupational risk prevention centers.
- **Fresenius Vamed** manages projects and provides services for hospitals and other health care facilities worldwide and is a leading post-acute care provider in Central Europe. The portfolio ranges along the entire value chain: from project development, planning, and turnkey construction, via maintenance and technical management to total operational management.

SALES BY REGION



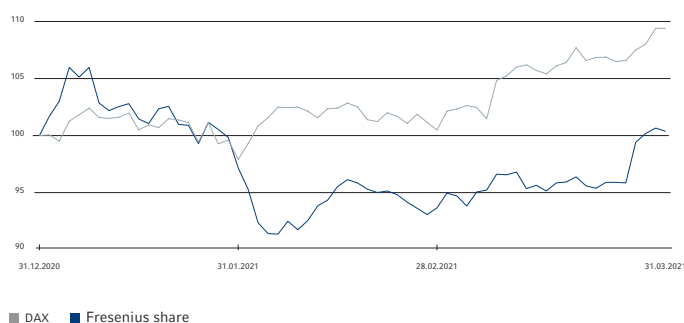
SALES BY BUSINESS SEGMENT



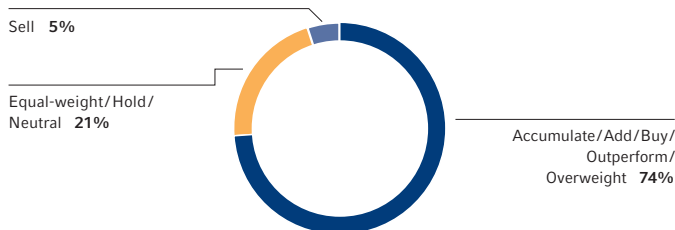
FRESENIUS SHARE / ADR

	Share
Securities code no.	578 560
ISIN	DE0005785604
Ticker symbol	FRE
ADR CUSIP	35804M105
ADR Ticker symbol	FSNUY
Number of shares (March 31, 2021)	557,541,659
Market capitalization (March 31, 2021)	€21.2 billion

RELATIVE SHARE PRICE PERFORMANCE FRESENIUS SHARE VS. DAX

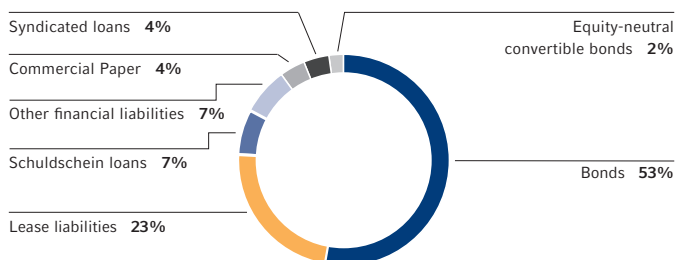


ANALYST RECOMMENDATIONS



As of March 31, 2021

FINANCING MIX OF THE FRESENIUS GROUP^{1,2}

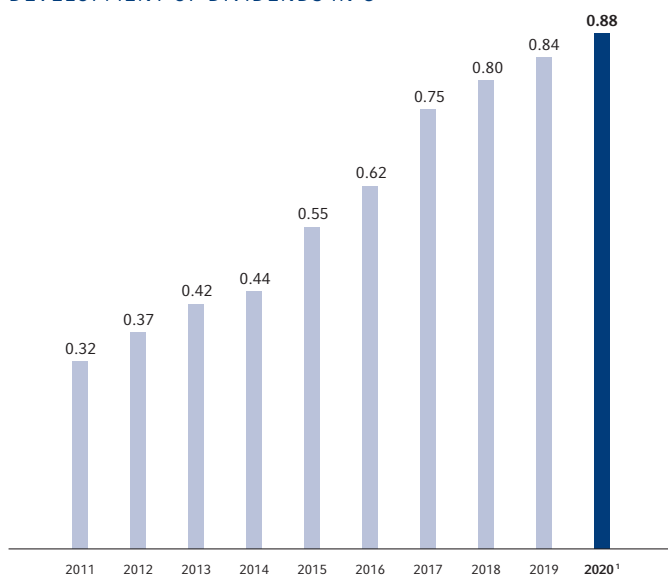


March 31, 2021: €26,508 million

¹ Pro forma issuance of FSE €1.5 bn bonds on April 1, 2021

² Pro forma repayment of €1.4 bn Term Loans under the FSE Credit Agreement on April 1, 2021

DEVELOPMENT OF DIVIDENDS IN €



¹ Proposal

This release contains forward-looking statements that are subject to various risks and uncertainties. Future results could differ materially from those described in these forward-looking statements due to certain factors, e.g. changes in business, economic and competitive conditions, regulatory reforms, results of clinical trials, foreign exchange rate fluctuations, uncertainties in litigation or investigative proceedings, and the availability of financing. Fresenius does not undertake any responsibility to update the forward-looking statements in this release.

Fresenius SE & Co. KGaA
Registered Office: Bad Homburg, Germany
Commercial Register: Amtsgericht Bad Homburg, HRB 11852
Chairman of the Supervisory Board: Dr. Gerd Krick

General Partner: Fresenius Management SE
Registered Office: Bad Homburg, Germany
Commercial Register: Amtsgericht Bad Homburg, HRB 11673
Management Board: Stephan Sturm (Chairman), Dr. Sebastian Biedenkopf, Dr. Francesco De Meo, Rachel Empey, Rice Powell, Michael Sen, Dr. Ernst Wastler
Chairman of the Supervisory Board: Dr. Gerd Krick

GROUP OUTLOOK 2021

	FY/20 Base ¹	Targets 2021 ²
Sales, growth (cc)	€36,277 million	Low-to-mid single-digit percentage growth
Net income ³ , growth (cc)	€1,796 million	At least broadly stable

¹ Before special items, including COVID-19 effects

² Before special items, including estimated COVID-19 effects

³ Net income attributable to shareholders of Fresenius SE & Co. KGaA

For the outlook of the business segments please see the Investor News of May 6, 2021.

FINANCIAL CALENDAR

	Dates
Annual General Meeting	May 21, 2021
Payment of dividend ¹	May 27, 2021
Report on 2nd quarter 2021	July 30, 2021
Report on 3rd quarter 2021	November 2, 2021

Schedule updates, information on live webcasts, and other events at www.fresenius.com/events-and-roadshows

¹ Subject to prior approval by the Annual General Meeting

CONTACT

Fresenius SE & Co. KGaA
Else-Kröner-Straße 1, 61352 Bad Homburg v. d. H.
e-mail: ir-fre@fresenius.com
Internet: www.fresenius.com

Markus Georgi
Senior Vice President
Investor Relations & Sustainability

Telephone: +49 61 72 6 08-24 85
Telefax: +49 61 72 6 08-24 88

Follow us:

