

Factsheet FY/19



COMPANY PROFILE

Fresenius is a global health care group providing products and services for dialysis, hospitals and outpatient medical care. In addition, Fresenius focuses on hospital operations. We also manage projects and provide services for hospitals and other health care facilities. More than 294,000 employees have dedicated themselves to the service of health in over 100 countries worldwide.

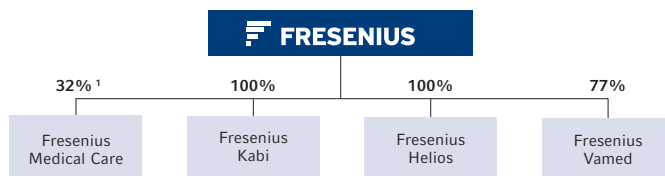
FRESENIUS GROUP IN FIGURES

€ in millions	FY/19	FY/18	Change
Sales and Earnings			
Sales ¹	35,524	33,009	8%
EBIT ¹	4,599	4,547	1%
Net income ^{1,2}	1,915	1,872	2%
Earnings per ord. share in € ^{1,2}	3.44	3.37	2%
Balance sheet and cash flow			
Total assets ⁷	61,237	56,703	8%
Non-current assets ⁷	45,973	41,913	10%
Equity ^{3,7}	26,836	25,008	7%
Equity ratio ^{3,7}	44%	44%	--
Net debt/EBITDA ^{4,5}	3.14	2.71	--
Investments ⁶	5,086	3,249	--
Operating cash flow ⁷	3,514	3,742	-6%
Operating cash flow in % of sales ⁷	9.9%	11.2%	--
Profitability			
EBIT margin ¹	12.9%	13.8%	--
Return on equity after taxes (ROE) ^{2,4}	11.3%	12.1%	--
Return on operating assets (ROOA) ⁴	8.2%	9.0%	--
Return on invested capital (ROIC) ⁴	7.4%	8.3%	--
Employees	294,134	276,750	6%

¹ On a comparable basis
² Net income attributable to shareholders of Fresenius SE & Co. KGaA
³ Including noncontrolling interest
⁴ Before special items; adjusted for IFRS 16 effect
⁵ At LTM average exchange rates for both net debt and EBITDA; pro forma closed acquisitions/divestitures
⁶ Investments in property, plant and equipment, and intangible assets, acquisitions
⁷ Adjusted for IFRS 16 effect

GROUP STRUCTURE

The operating business comprises the four business segments Fresenius Medical Care, Fresenius Kabi, Fresenius Helios and Fresenius Vamed, all of which are legally independent entities managed by the operating parent company Fresenius SE & Co. KGaA.



¹ As of December 31, 2019

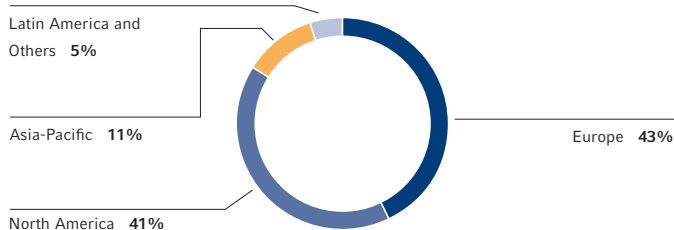
BUSINESS SEGMENTS

€ in millions		FY/19	FY/18	Change
FRESENIUS MEDICAL CARE	Sales ¹	17,329	16,026	8%
	EBIT ¹	2,296	2,292	0%
FRESENIUS KABI	Sales	6,919	6,544	6%
	EBIT ³	1,200 ²	1,139	5%
FRESENIUS HELIOS	Sales	9,234	8,993	3%
	EBIT	1,015 ²	1,052	-4%
FRESENIUS VAMED	Sales	2,206	1,688	31%
	EBIT	131 ²	110	19%

¹ On an adjusted basis
² Adjusted for IFRS 16 effect
³ Before special items

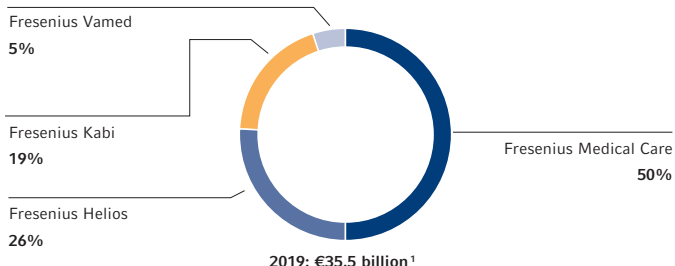
- ▶ **Fresenius Medical Care** is the world's largest provider of products and services for individuals with renal diseases. As of December 31, 2019, Fresenius Medical Care was treating 345,096 patients in 3,994 dialysis clinics. Along with its core business, the company provides related medical services in the field of Care Coordination.
- ▶ **Fresenius Kabi** offers intravenously administered generic drugs, clinical nutrition and infusion therapies for seriously and chronically ill patients. The company is also a leading supplier of medical devices and transfusion technology products. In the biosimilars business, Fresenius Kabi develops products with a focus on oncology and autoimmune diseases.
- ▶ **Fresenius Helios** is Europe's leading private hospital operator. Helios Germany operates 86 hospitals, ~125 outpatient centers and 8 prevention centers. Quirónsalud operates 47 hospitals, 71 outpatient centers and around 300 occupational risk prevention centers. In addition, the company is active in Latin America with 4 hospitals.
- ▶ **Fresenius Vamed** manages projects and provides services for hospitals and other health care facilities worldwide and is a leading post-acute care provider in Central Europe. The portfolio ranges along the entire value chain: from project development, planning, and turnkey construction, via maintenance and technical management to total operational management.

SALES BY REGION



¹ Adjusted for IFRS 16 effect

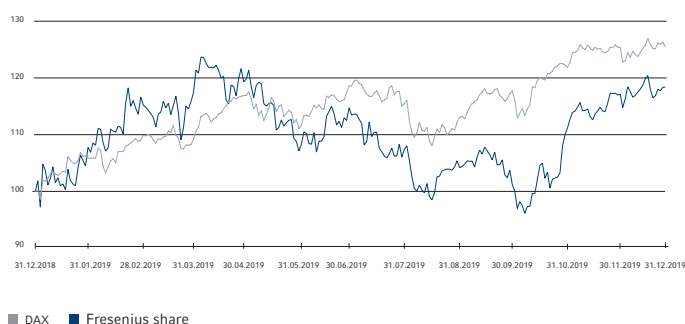
SALES BY BUSINESS SEGMENT



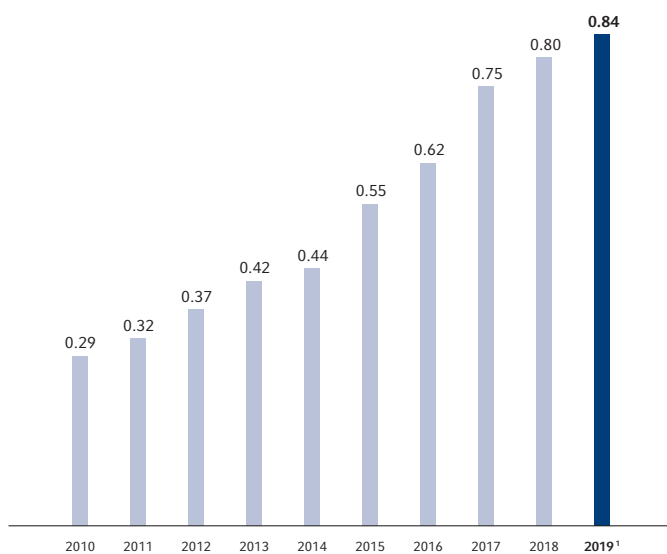
FRESENIUS SHARE/ADR

	Share
Securities code no.	578 560
ISIN	DE0005785604
Ticker symbol	FRE
ADR CUSIP	35804M105
ADR Ticker symbol	FSNUY
Number of shares (December 31, 2019)	557,379,979
Market capitalization (December 31, 2019)	€28.0 billion

RELATIVE SHARE PRICE PERFORMANCE FRESENIUS SHARE VS. DAX



DEVELOPMENT OF DIVIDENDS IN €



¹ Proposal

This release contains forward-looking statements that are subject to various risks and uncertainties. Future results could differ materially from those described in these forward-looking statements due to certain factors, e.g. changes in business, economic and competitive conditions, regulatory reforms, results of clinical trials, foreign exchange rate fluctuations, uncertainties in litigation or investigative proceedings, and the availability of financing. Fresenius does not undertake any responsibility to update the forward-looking statements in this release.

Fresenius SE & Co. KGaA
Registered Office: Bad Homburg, Germany
Commercial Register: Amtsgericht Bad Homburg, HRB 11852
Chairman of the Supervisory Board: Dr. Gerd Krick

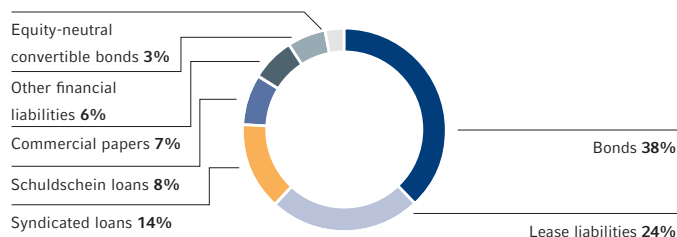
General Partner: Fresenius Management SE
Registered Office: Bad Homburg, Germany
Commercial Register: Amtsgericht Bad Homburg, HRB 11673
Management Board: Stephan Sturm (Chairman), Dr. Francesco De Meo, Rachel Empey, Dr. Jürgen Götz, Mats Henriksson, Rice Powell, Dr. Ernst Wastler
Chairman of the Supervisory Board: Dr. Gerd Krick

SHARE PERFORMANCE¹

4th quarter	18%
1 year	18%
3 years	-32%
5 years	16%
10 years	246%

¹ Effective date/closing price: December 31, 2019

FINANCING MIX OF THE FRESENIUS GROUP



Dec. 31, 2019: €27,258 million

According to IFRS 16

GROUP OUTLOOK 2020

€m (except otherwise stated)	FY/19 Base ¹	Targets 2020 ²
Sales, growth (cc)	35,409	4% – 7%
Net income ³ , growth (cc)	1,879	1% – 5%

¹ Before special items, including IFRS 16 effect, including NxStage operations

² Before special items

³ Net income attributable to shareholders of Fresenius SE & Co. KGaA

For the outlook of the business segments please see the Investor News of February 20, 2020.

FINANCIAL CALENDAR

	Dates
Report on 1 st quarter 2020	May 6, 2020
Annual General Meeting, Frankfurt am Main	May 20, 2020
Payment of dividend ¹	May 26, 2020
Report on 1 st half 2020	July 30, 2020
Report on 1 st – 3 rd quarter 2020	October 29, 2020

Please note that these dates could be subject to modifications.

¹ Subject to prior approval by the Annual General Meeting

CONTACT

Fresenius SE & Co. KGaA
Else-Kröner-Straße 1, 61352 Bad Homburg v. d. H.
e-mail: ir-fre@fresenius.com
Internet: www.fresenius.com

Markus Georgi

Senior Vice President Telephone: +49 61 72 6 08-24 85
Investor Relations & Sustainability Telefax: +49 61 72 6 08-24 88

Follow us on twitter and linkedin

