

COMPANY PROFILE

Fresenius is a global health care group providing products and services for dialysis, hospitals and outpatient medical care. In addition, Fresenius focuses on hospital operations. We also manage projects and provide services for hospitals and other health care facilities. More than 300,000 employees have dedicated themselves to the service of health in over 100 countries worldwide.

FRESENIUS GROUP IN FIGURES

| € in millions | H1/22 | H1/21 | Change | FY/21 |
|---|---------|--------|--------|---------|
| Sales and Earnings | | | | |
| Sales | 19,738 | 18,230 | 8% | 37,520 |
| EBIT ¹ | 2,003 | 2,042 | -2% | 4,252 |
| Net income ^{1,2} | 913 | 911 | 0% | 1,867 |
| Earnings per share in € ^{1,2} | 1.63 | 1.63 | 0% | 3.35 |
| Balance sheet and cash flow | | | | |
| Total assets | 76,112 | | 6% | 71,962 |
| Non-current assets | 57,294 | | 5% | 54,501 |
| Equity ³ | 32,033 | | 9% | 29,288 |
| Equity ratio ³ | 42.1% | | | 40.7% |
| Net debt/EBITDA ^{1,4} | 3.72 | | | 3.51 |
| Investments ⁵ | 1,210 | 1,533 | -21% | 3,117 |
| Operating cash flow | 1,118 | 2,103 | -47% | 5,078 |
| Operating cash flow in % of sales | 5.7% | 11.5% | | 13.5% |
| Profitability | | | | |
| EBIT margin ¹ | 10.1% | 11.2% | | 11.3% |
| Return on equity after taxes (ROE) ^{1,2} | 9.0% | 10.4% | | 9.8% |
| Return on operating assets (ROOA) ¹ | 6.1% | 6.7% | | 6.5% |
| Return on invested capital (ROIC) ¹ | 5.5% | 6.2% | | 5.9% |
| Employees | 318,647 | | | 316,078 |

¹ Before special items

² Net income attributable to shareholders of Fresenius SE & Co. KGaA

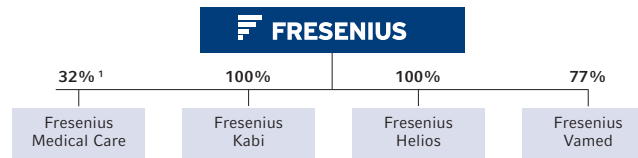
³ Including noncontrolling interests

⁴ At average exchange rates for both net debt and EBITDA; pro forma closed acquisitions/divestitures

⁵ Investments in property, plant and equipment, and intangible assets, acquisitions

GROUP STRUCTURE

The operating business comprises the four business segments, all of which are legally independent entities managed by the operating parent company Fresenius SE & Co. KGaA.



¹ As of June 30, 2022

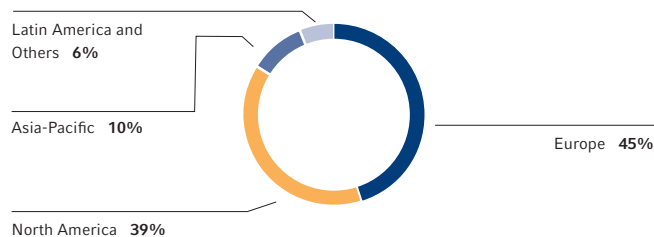
BUSINESS SEGMENTS

| € in millions | | H1/22 | H1/21 | Change | FY/21 |
|-------------------------------|-------------------|-------|-------|--------|--------|
| FRESENIUS MEDICAL CARE | Sales | 9,305 | 8,530 | 9% | 17,619 |
| | EBIT ¹ | 688 | 898 | -23% | 1,852 |
| FRESENIUS KABI | Sales | 3,743 | 3,516 | 6% | 7,193 |
| | EBIT ² | 564 | 574 | -2% | 1,153 |
| FRESENIUS HELIOS | Sales | 5,856 | 5,387 | 9% | 10,891 |
| | EBIT ² | 609 | 566 | 8% | 1,127 |
| FRESENIUS VAMED | Sales | 1,075 | 1,033 | 4% | 2,297 |
| | EBIT ² | 19 | 12 | 58% | 101 |

¹ Reported

² Before special items

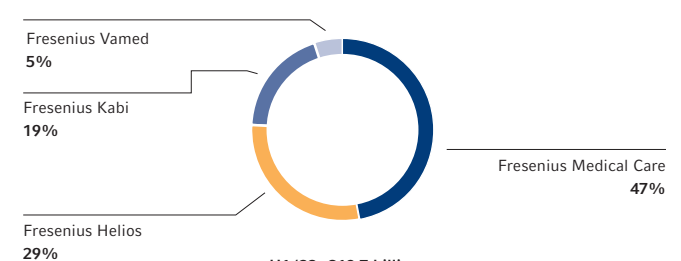
SALES BY REGION



H1/22: €19.7 billion

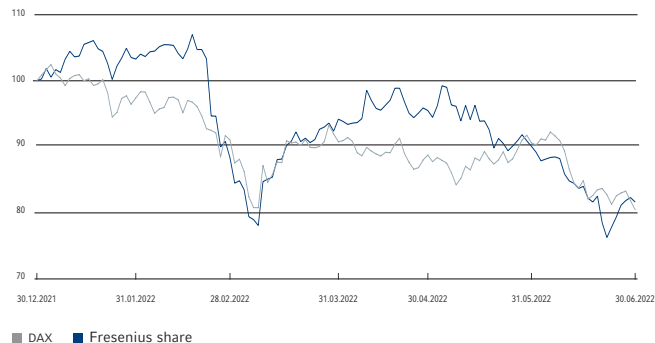
- **Fresenius Medical Care** is the world's largest provider of products and services for individuals with renal diseases. As of June 30, 2022, Fresenius Medical Care was treating 345,687 patients in 4,163 dialysis clinics. Along with its core business, the Renal Care Continuum, the company focuses on expanding in complementary areas and in the field of critical care.
- **Fresenius Kabi** offers intravenously administered generic drugs, clinical nutrition and infusion therapies for seriously and chronically ill patients in the hospital and outpatient environments. The company is also a leading supplier of medical devices and transfusion technology products. In the biosimilars business, Fresenius Kabi develops products with a focus on oncology and autoimmune diseases.
- **Fresenius Helios** is Europe's leading private hospital operator. The company comprises Helios Germany, Helios Spain and Helios Fertility. Helios Germany operates 87 hospitals, ~130 outpatient centers and 6 prevention centers. Helios Spain operates 50 hospitals, 97 outpatient centers and around 300 occupational risk prevention centers. In addition, the company is active in Latin America with 8 hospitals and as a provider of medical diagnostics. Helios Fertility offers a wide spectrum of state-of-the-art services in the field of fertility treatments.
- **Fresenius Vamed** manages projects and provides services for hospitals and other health care facilities worldwide and is a leading post-acute care provider in Central Europe. The portfolio ranges along the entire value chain: from project development, planning, and turnkey construction, via maintenance and technical management to total operational management.

SALES BY BUSINESS SEGMENT

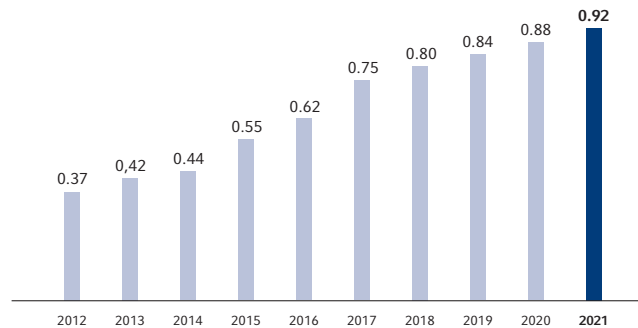


H1/22: €19.7 billion

RELATIVE SHARE PRICE PERFORMANCE FRESENIUS SHARE VS. DAX



DEVELOPMENT OF DIVIDENDS IN €



GROUP OUTLOOK 2022

| | FY/21 Base ¹ | Targets 2022 ² |
|---------------------------------------|-------------------------|--|
| Sales, growth (cc) | €37,520 million | Low-to-mid single-digit percentage growth |
| Net income ³ , growth (cc) | €1,867 million | Low-to-mid single-digit percentage decline |

¹ Before special items, including COVID-19 effects

² Before special items, including estimated COVID-19 effects

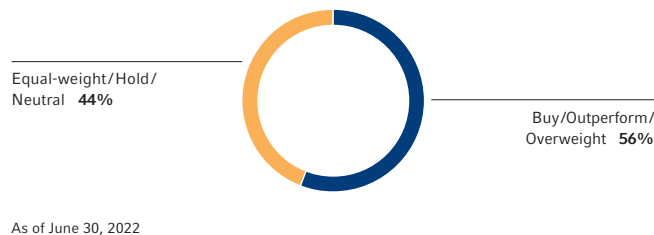
³ Net income attributable to shareholders of Fresenius SE & Co. KGaA

For the outlook of the business segments please see the Investor News of August 2, 2022.

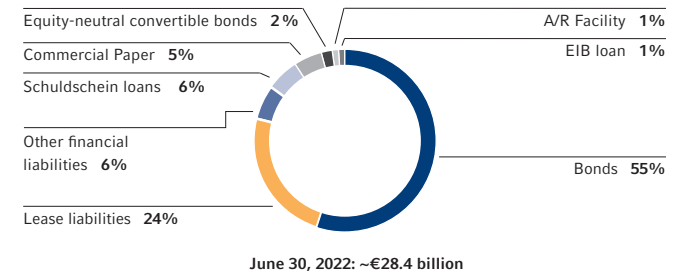
FRESENIUS SHARE / ADR

| | Share |
|---------------------------------------|---------------|
| Securities code no. | 578 560 |
| ISIN | DE0005785604 |
| Ticker symbol | FRE |
| ADR CUSIP | 35804M105 |
| ADR Ticker symbol | FSNUY |
| Number of shares (June 30, 2022) | 563,237,277 |
| Market capitalization (June 30, 2022) | €16.3 billion |

ANALYST RECOMMENDATIONS



FINANCING MIX OF THE FRESENIUS GROUP



FINANCIAL CALENDAR

| | Dates |
|------------------------------------|------------------|
| Meet the Management Fresenius Kabi | October 7, 2022 |
| Report on 1st-3rd quarter 2022 | November 1, 2022 |

Please note that these dates could be subject to modifications.
www.fresenius.com/events-and-roadshows

CONTACT



Fresenius SE & Co. KGaA
Else-Kröner-Straße 1, 61352 Bad Homburg v. d. H.
E-mail: ir-fre@fresenius.com
Internet: www.fresenius.de

Markus Georgi
Senior Vice President
Investor Relations & Sustainability
Telephone: +49 (0) 61 72/6 08-24 85
Telefax: +49 (0) 61 72/6 08-24 88

Follow us on Social Media:

linkedin.com/company/fresenius-investor-relations
 twitter.com/Fresenius_IR

For more information please see the imprint on our corporate website.